

OTT TV Amlogic S905W AndroidTV 1080P 4K 60Hz

	9S OTT TV
CPU	Amlogic S905W  C  ARM Cortex-A53 CPU 2GHz(DVFS)
GPU	Mali-450  750Mhz
	2GB DDR3
	16GB EMMC
	4K(3840 X 2160)  60Hz
OS	7.1  TV(ATV) Google-TV
	VP9-10/H.265-10/MVC/MPEG-1/2/4 VC-1/WMV/AVS/AVS/RealVideo/MJPEG/H.264/JPEG
	Avi/Rm/Rmvb/Ts/Vob/Mkv/Mov/ISO/wmv/asf/flv/dat/mpg/mpeg
	MP3/WMA/AAC/WAV/OGG/AC3/DDP/TrueHD/DTS/DTS/HD/FLAC/APE
	HD JPEG/BMP/GIF/PNG/TIFF
OSD	/  /  /  /
USB	2 *USB 2.0
	TF
HDMI	HDMI 2.0
	:10/100M,  RJ-45
	WiFi(802.11b/g/n) 2.4G/5G, BT4.0;  2.4G WiFi( )
	4.2
	3W/4Ω x1
	MEMS  x1,  : -26dBFS
	DC 5V/2A
	, , , HDMI
	USB  BT  2.4GHz USB  2.4GHz



Built-in  
2W speaker



Far-field  
voice control



Built-in  
microphone



Powered by  
androidtv

# ALL IN ONE

OTT TV BOX + Ai speaker + Ai assistant



# It's a TV box

When the TV screen is on, it is a TV box  
you can do everything you do on the TV box



# Amlogic Quad-Core 64-bit CPU

Higher performance, faster response times, lower power



# 4K x 2K Display

4K x 2K H.264/H.265 super HD video playback





# Powered by androidtv

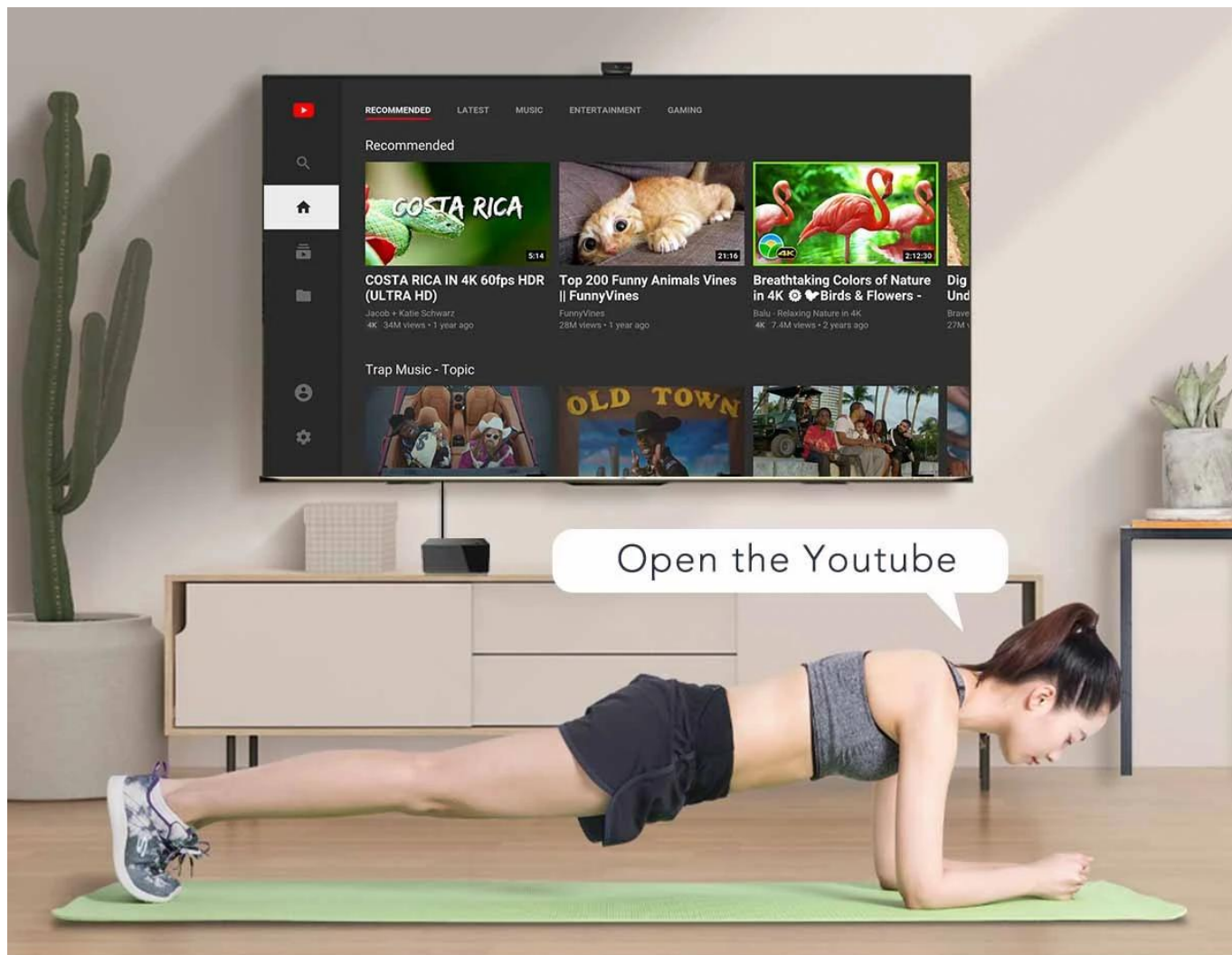
More simple user interface makes a difference



# Far-field Voice Control

Digital microphone, 3-5 meters far field voice collection





**Use your voice to control  
your entertainment**



# It's an Ai speaker

When the TV screen is off, it turns into an Ai speaker.  
Now you just have to say what you want to do.

What's the weather today?

Tell me the latest news today


Play the latest popular songs

Set a timer for 10 minutes



# Built-in 2W speaker

You can use it as an Ai speaker



# Built-in Microphone

Voice control your smart devices



# How to get started



**1** Connect the box and TV via HDMI cable

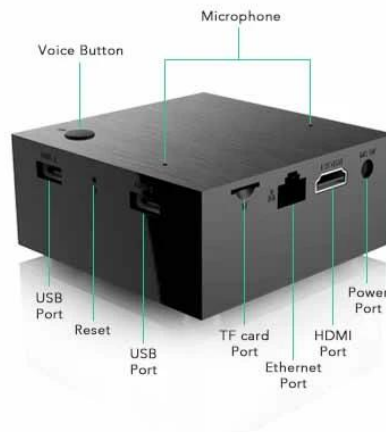


**2** Plug on the power adaptor to turn on the box



**3** Follow the Setup Wizard to set up your box

## What's in the box



TV 開箱 開箱開箱. [OTT TV Box](#) Amlogic S905W, 開箱 開箱 開箱 開箱 開箱 AndroidTV 開箱開箱. 開箱 開箱 開箱 開箱 開箱 開箱 開箱. TV 開箱 開箱 開箱 開箱, 開箱 開箱, 開箱 開箱 開箱開箱. 開箱開箱 開箱 開箱開箱 開箱開箱 開箱開箱.