

Onenuts Nut 4 PC Windows 10 PC Apollo Lake Celeron J3455 4G DDR 32G EMMC WiFi PC



<p>Mini PC</p>	
Model	Onenuts Nut 4 Mini PC
CPU	Intel® Core™ Apollo Lake Celeron DC J3455/J3455/J4205
Memory	DDR3-1600 SO-DIMM, 8GB
Storage	1*SATAIII 6Gb/s SSD/HDD(7TB), 1*M-SATA(32GB/64GB/128GB/258GB SSD)
Video	Intel® HD Graphics 500 1*HDMI 1.4
LAN	Realtek RTL8111F LAN
Audio	Realtek hs100b
Wireless	WiFi 2.4GHz/5.0GHz/3165d
USB I/O	2* USB 3.0 2* USB 2.0
Other I/O	1* DC_IN 2* HDMI(1.4a) 1*VGA 1*RJ45 1* TF 1* Audio 1* Audio
BIOS	AML EFI BIOS
Power	12V/2.5A AC
OS	Windows 10(64bit),
Weight	100g
Temp	0~35°C
Size	128*128*52mm
Color	Black, White, Blue

Onenuts Nut 4 Intel Windows 10 PC Intel Core Apollo Lake Celeron J3455 4G DDR 32G EMMC WiFi LAN PC

1. 802.11ac 2.4 GHz 5GHz Wi-Fi 2.4GHz 450Mbps, 5GHz 1300Mbps

2. Onenuts Nut 4 PC Windows 10 Intel Celeron Apollo Lake J3455

4GB RAM, 64GB storage, Bluetooth 4.2, Wi-Fi. Supports up to 4K resolution. Supports up to 2TB storage.

3. Storage options: 1. mSATA SSD (mSATA SSD up to 128GB, optional). 2. 2TB 2.5" SSD or HDD (optional).

4. Ports: LAN 1, USB 3.0 2, USB 2.0 2, HDMI 2, Micro SD 1 (up to 128GB TF).

5. PC: Supports 4K resolution. Supports TV. Supports TV. Supports TV.



MINI but powerful
5inch*5inch*2inch

Windows 10 in a mini Desktop computer
Ideal for office work or web
Browsing—Effective, extremely quiet





power

TF

USB3.0

USB3.0

USB2.0

DC

USB

TYPE-C

HDMI

1000 LAN

Earphone

Lockwire groove

Intel
Apoll Lake
J3455

4GB DDR
32GB EMMC

Expansion
Hard disk
Up to 2TB

WIFI
2.4G/5G
802.11 b/g/n/a

2*USB2.0
2*USB3.0

OS
Windows 10

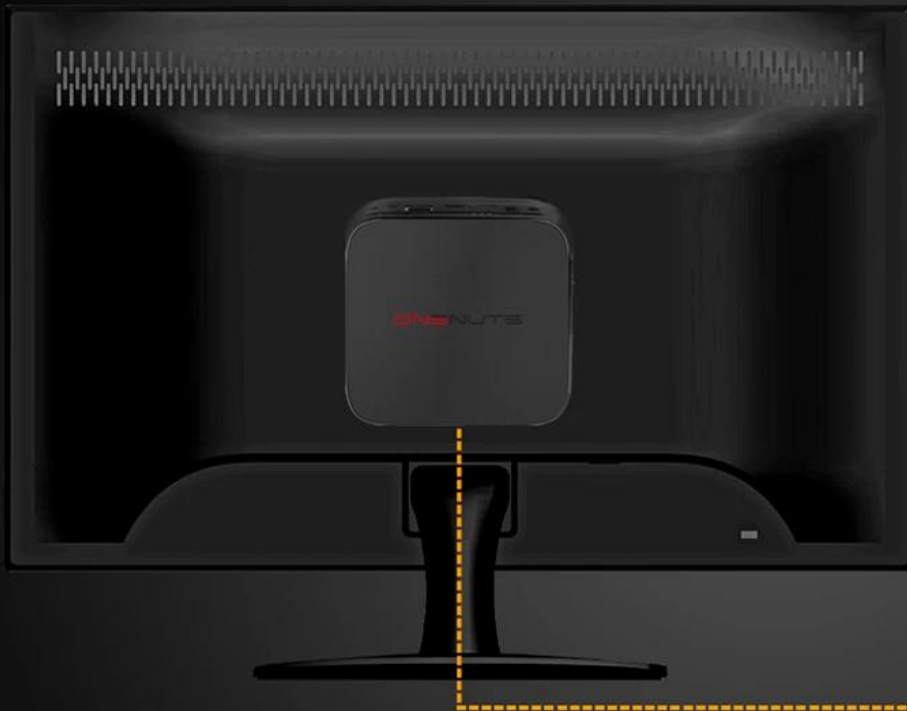
1000M
Ethernet

VESA
Mount



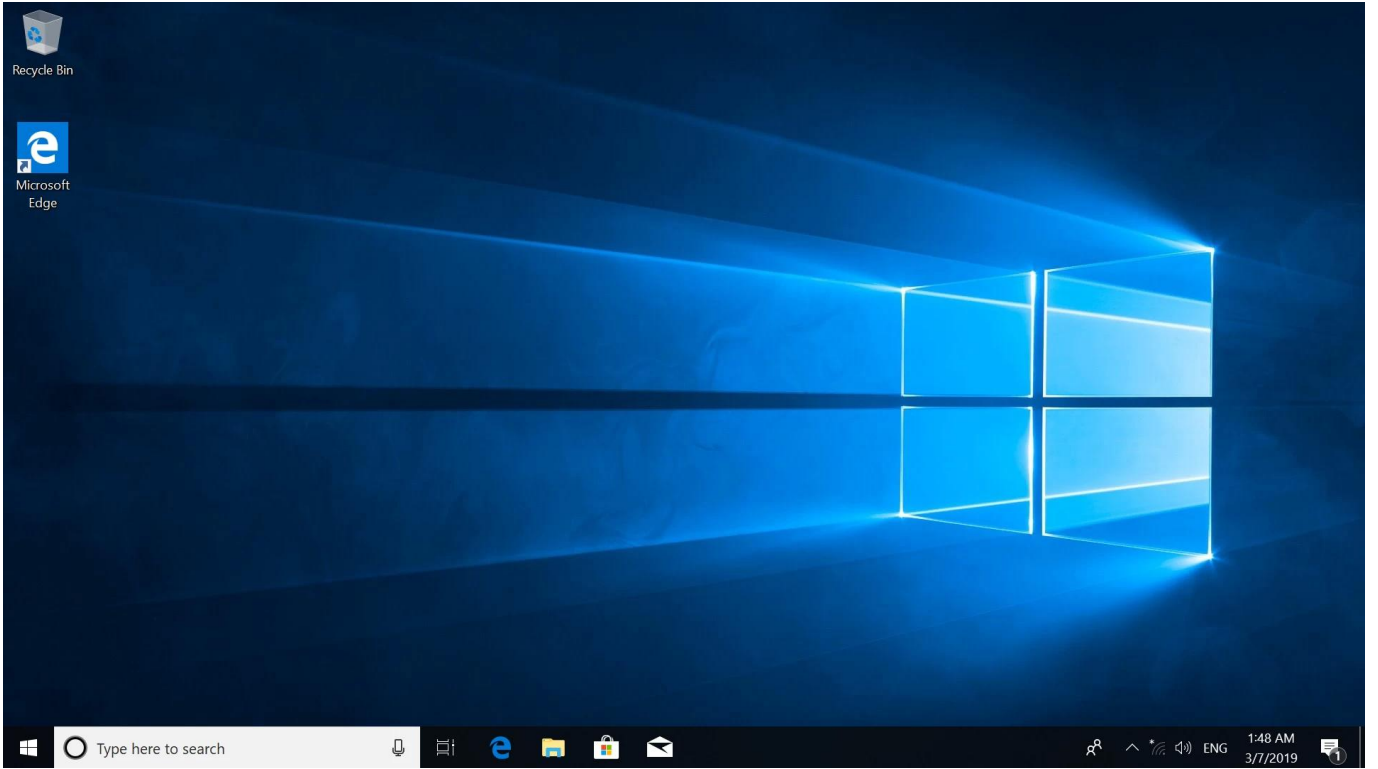
VESA MOUNT

Hiding the mini pc behind your Computer Monitor
Save place for your office desk and enjoy entertainment.



VESA MOUNT


















Settings

— □ ×

Windows Settings

Find a setting

-  **System**
Display, sound, notifications, power
-  **Devices**
Bluetooth, printers, mouse
-  **Phone**
Link your Android, iPhone
-  **Network & Internet**
Wi-Fi, airplane mode, VPN
-  **Personalization**
Background, lock screen, colors
-  **Apps**
Uninstall, defaults, optional features
-  **Accounts**
Your accounts, email, sync, work, family
-  **Time & Language**
Speech, region, date
-  **Gaming**
Game bar, captures, broadcasting, Game Mode
-  **Ease of Access**
Narrator, magnifier, high contrast
-  **Cortana**
Cortana language, permissions, notifications
-  **Privacy**
Location, camera
-  **Update & Security**
Windows Update, recovery, backup



Settings

Home

Find a setting

Devices

- Bluetooth & other devices
- Printers & scanners
- Mouse
- Typing
- Pen & Windows Ink
- AutoPlay
- USB

Bluetooth & other devices

+ Add Bluetooth or other device

Bluetooth On

Now discoverable as "DESKTOP-QTLOHJ6"

Show notifications to connect using Swift Pair

When selected, you can connect to supported Bluetooth devices quickly when they're close by and in pairing mode.

Download over metered connections

To help prevent extra charges, keep this off so device software (drivers, info, and apps) for new devices won't download while you're on metered Internet connections.

- Related settings
- [Devices and printers](#)
 - [Sound settings](#)
 - [Display settings](#)
 - [More Bluetooth options](#)
 - [Send or receive files via Bluetooth](#)

Have a question?
[Get help](#)

Make Windows better
[Give us feedback](#)

Type here to search

Taskbar icons: File Explorer, Edge, Mail, Settings, Network, Volume, Language (ENG), Time (1:49 AM 3/7/2019), Notifications (1)

Settings

Home

Find a setting

Network & Internet

- Status
- Wi-Fi
- Ethernet
- Dial-up
- VPN
- Airplane mode
- Mobile hotspot
- Data usage
- Proxy

Status

Network status



Not connected
You aren't connected to any networks.

Troubleshoot

[Show available networks](#)

Change your network settings

Change adapter options
View network adapters and change connection settings.

Sharing options
For the networks you connect to, decide what you want to share.

[View your network properties](#)

[Windows Firewall](#)

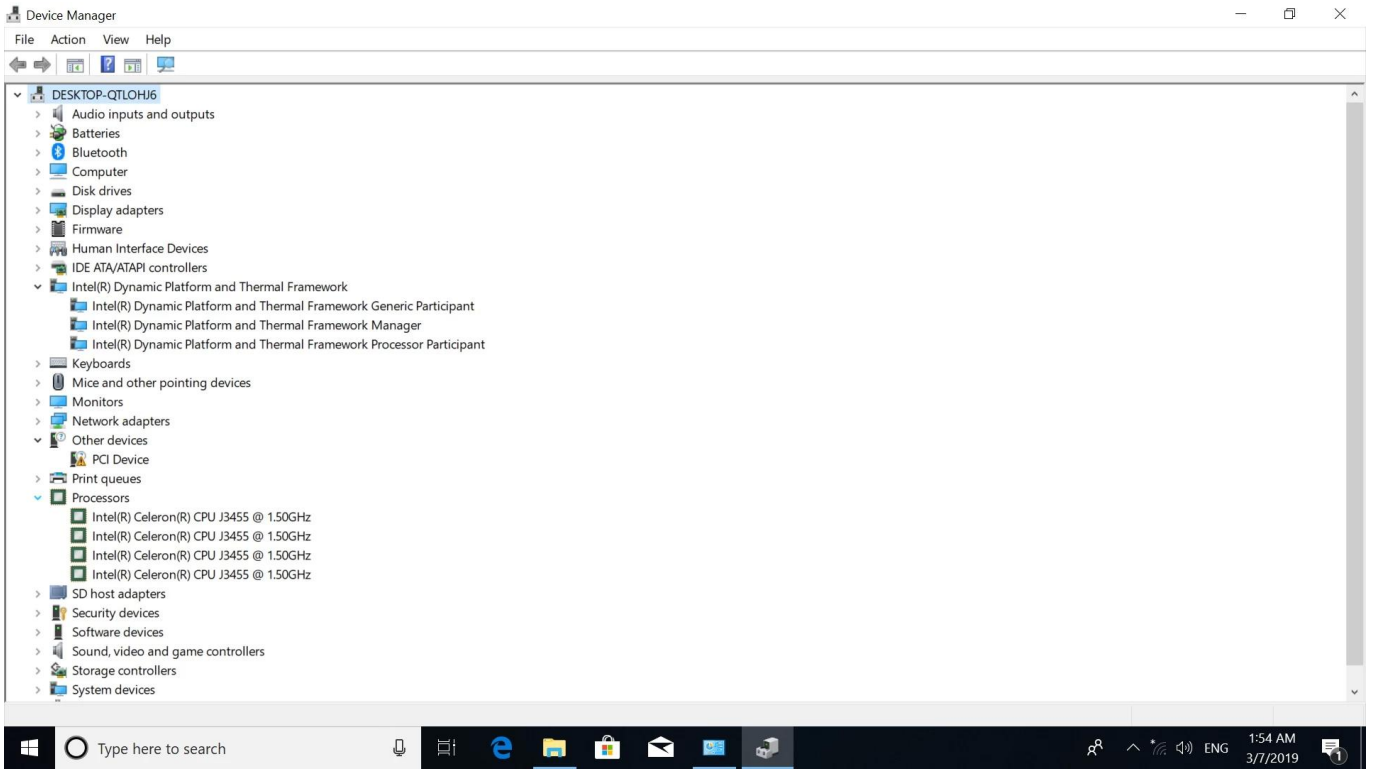
[Network and Sharing Center](#)

Have a question?
[Get help](#)

Make Windows better
[Give us feedback](#)

Type here to search

Taskbar icons: File Explorer, Edge, Mail, Settings, Network, Volume, Language (ENG), Time (1:49 AM 3/7/2019), Notifications (1)



Onenuts Nut 4 Intel Windows 10 PC 的规格如下。 本设备支持以下规格。

1. 处理器 Apollo Lake Celeron J3455:

本设备支持 Intel Core Apollo Lake Celeron J3455 处理器。 本设备支持 4 核处理器。

2. 操作系统 10:

Windows 10 操作系统支持 64 位系统，支持 32 位系统。

3. 无线网络 WiFi 和有线 LAN:

本设备支持 WiFi 无线网络，支持有线 LAN。 本设备支持 LAN 有线网络。

4. 4GB DDR4 RAM 和 32GB eMMC:

4GB DDR4 RAM 内存支持 32GB eMMC 存储。 32GB eMMC 存储支持 32GB 存储。

5. 操作系统支持:

Nut 4 PC 支持 64 位系统，支持 32 位系统。

6. HDMI 和 DisplayPort:

HDMI 和 DisplayPort 接口支持 4K 分辨率，支持 TV 接口。

7. 接口支持:

USB 接口，SD 接口，支持 USB 接口。

8. 0000 000 0000 00:

00 000 00 000 000 000 000 Nut 4 00 PC 000 0000 000 0000 000 000000.

9. 0000 000 000:

Intel Apollo Lake 00000 00000 00000 00000 000 00 000 00 000 000 000 000000.

10. 00, 000 0 00000000 000000.

000 00, 000 0000, 0 0000 00 000 000 00 00 PC 000 00 Nut 4 00 PC 00 0 0000 0000 000 000000.

00:

000 00 4 00 000 10 [Mini PC](#) 000 00, 000 000, 0000 0000 0000 00, 000 0 000000 000 0000 000000. 000 00 000, 000 0 0000 00 Nut 4 00 000 000000000.