


PC TV Amlogic S905X3 DIY OTT Buildroot

PC	
PC	PC
CPU	Amlogic S905X3 64bit ARM® Cortex™ A55 CPU
GPU	G31™ MP2 GPU
RAM	DDR3: 2GB/4GB
ROM	eMMC: 32GB(Option: 16GB/64GB)
OS	Android 10.0(Option 5.15)
Network	IEEE 802.11a/b/g/n/ac; 2.4G / 5G
Bluetooth	BT4.2
Software	Ubuntu / xubuntu / lxde / xfce4
Package	apt dpkg package management system.
File System	ext4
I/O	
HDMI	1*HDMI 2.1
USB	1* USB 3.0 2* USB 2.0
AV	AV
IR	IR
RTC	RTC
LED	LED
RJ45	10/100/1000M
TF	4GB/8GB/16GB/32GB/64GB
Power	
Power	DC 5V/2A



Amlogic S905X3 Advanced application processor
designed for high end media player

CPU



GPU

64-bit quad core
Cortex™ A55

G31™ MP2



Equipped with dual band 2.4G&5G&802.11 a/b/g/n/ac and Bluetooth 4.2, the transmission speed is much faster!



2.4G&5G
802.11 a/b/g/n/ac



4.2



Multiple USB interfaces available to connect multiple devices.
Super Speed USB3.0 interface speed up to 5Gbps

USB
2.0



USB
3.0



Dual Band Wireless

Run Box without Buffering Strong Signal



2.4G 5G

2.4GHz

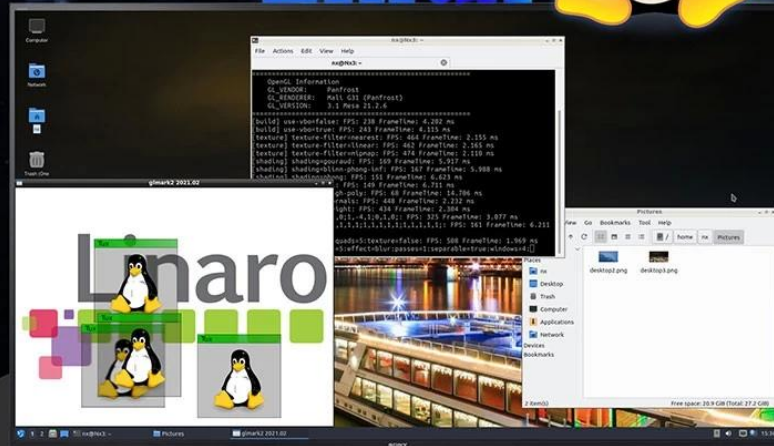


5GHz



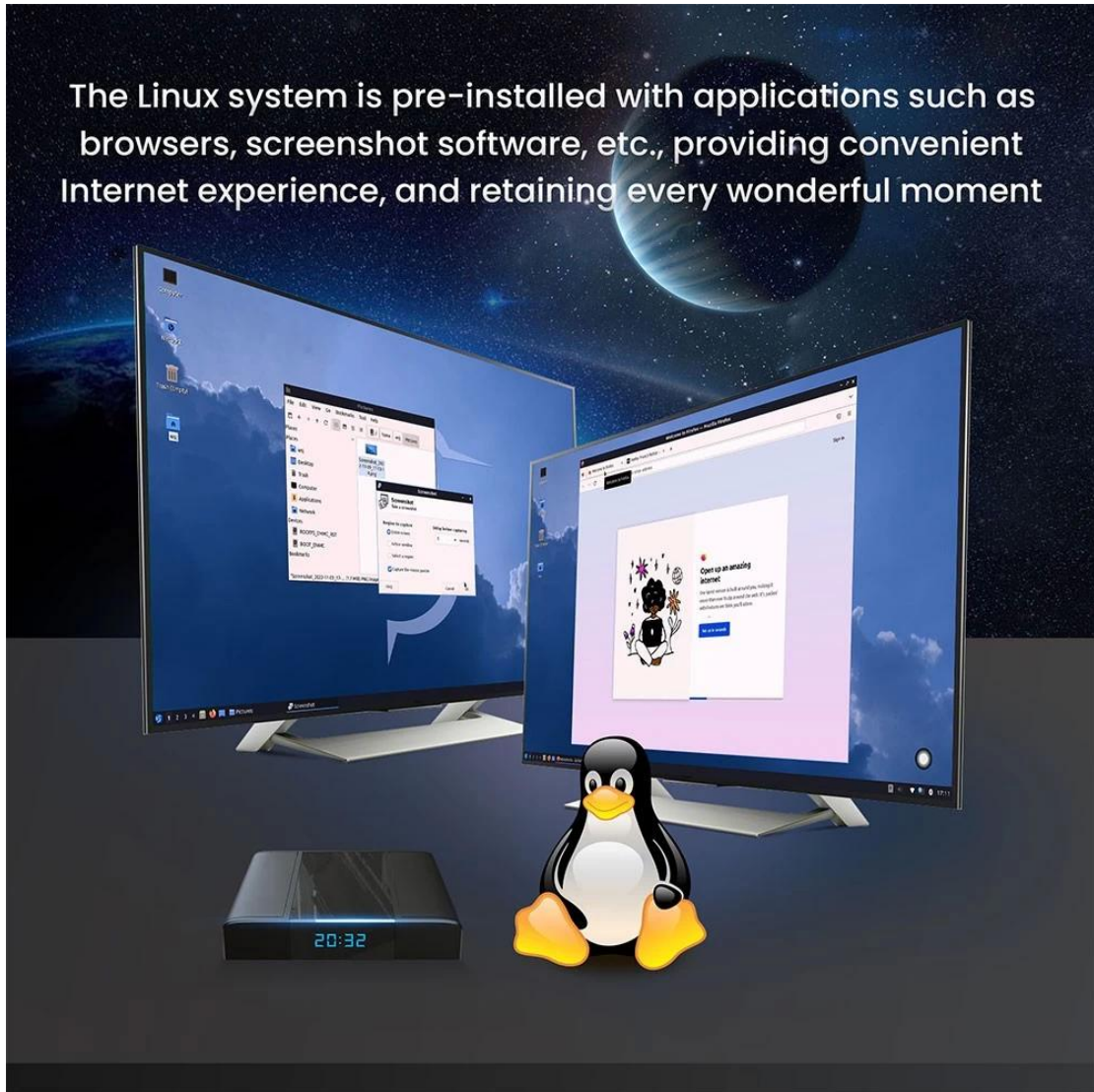
The Linux system with powerful network function to support different Ethernet protocols, an open source system composed of many micro core

Linux



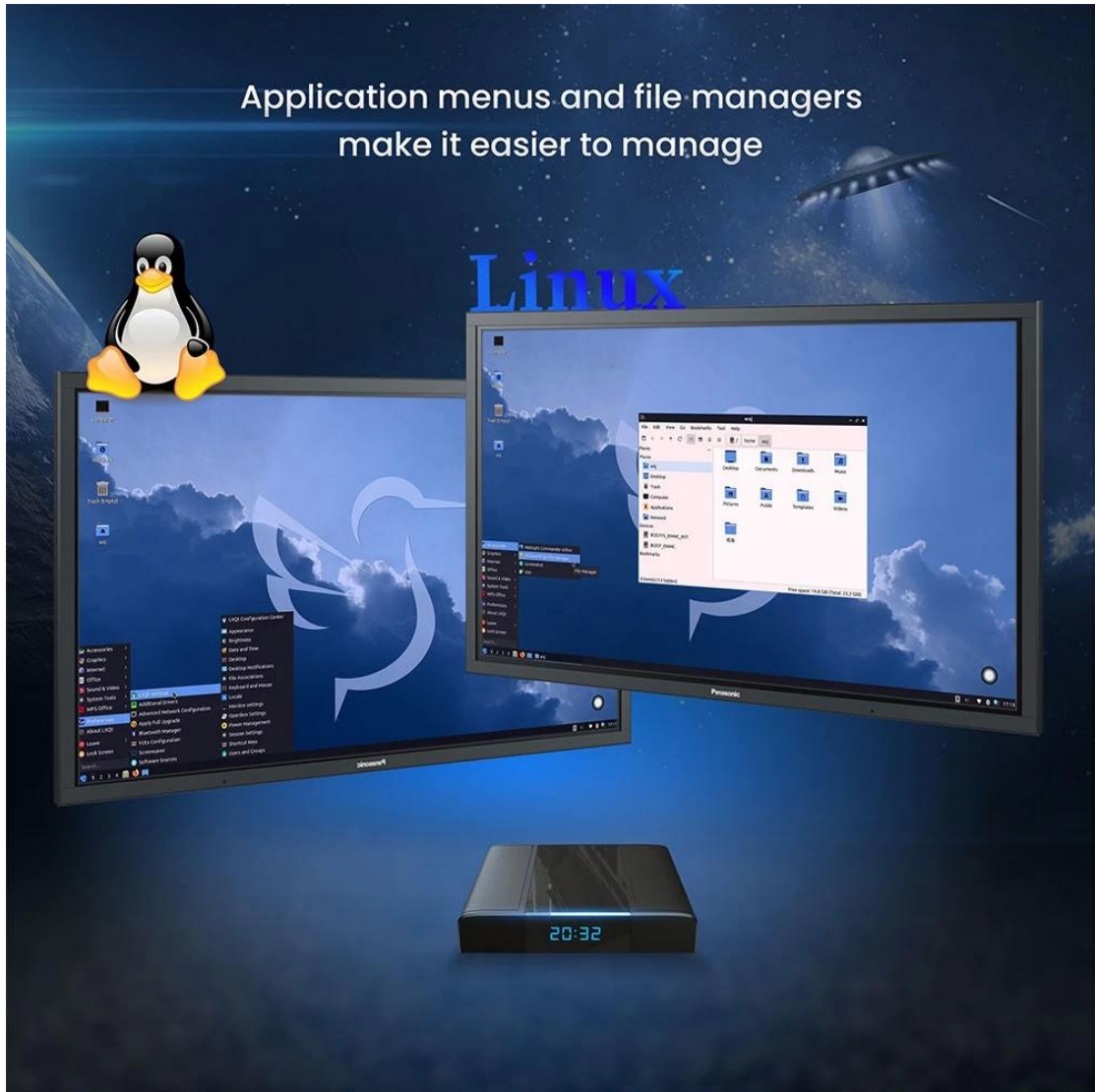
20:32

The Linux system is pre-installed with applications such as browsers, screenshot software, etc., providing convenient Internet experience, and retaining every wonderful moment



Application menus and file managers
make it easier to manage

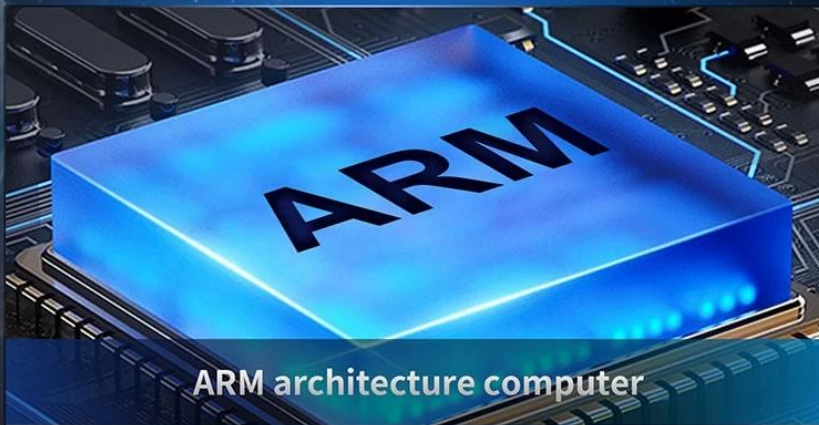
Linux



Support changing desktop wallpaper, setting desktop password and other functions



What can do?



ARM architecture computer



Ubuntu TV Box 的安裝過程非常簡單，只需按照步驟操作即可。本文將為您提供 Ubuntu TV Box 的安裝指南，包括系統安裝、網絡設置和應用安裝。

Ubuntu Mini PC 和 Ubuntu TV Box 的安裝過程非常簡單，只需按照步驟操作即可。本文將為您提供 Ubuntu Mini PC 和 Ubuntu TV Box 的安裝指南，包括系統安裝、網絡設置和應用安裝。

本文將為您提供 Ubuntu TV Box 的安裝指南，包括系統安裝、網絡設置和應用安裝。如果您需要安裝 Ubuntu TV Box，請按照本文提供的步驟操作。本文將為您提供 Ubuntu TV Box 的安裝指南，包括系統安裝、網絡設置和應用安裝。