

Intel Windows 10 G5

Intel Windows 10 G5		
Processor	Processor	Intel® Broadwell-U i3-5005U, 2.0GHz Cores (2C/4T) Cache 40MB. x 24MB. x 1.3MB
Cache	Cache	14MB Intel® Burst Cache L2 Cache 3MB
Memory	Memory	SO-DIMM DDR3L 1600Mhz 8GB DDR3L
Network	LAN	Intel Stone Peak AC3165 802.11 a/b/g/n/ac 1x1 4.0 Gbps
Storage	Storage	SD DC-IN x1
Ports	Ports	USB 2.0 (Type-A) x2 USB 3.0 (Type-A) x2 USB3.0 Gen.2 Type-C x1 RJ45 (RJ45) x1 HDMI1.4 x2
Display	Display	x1
Storage	Storage	128GB 500GB~2TB
Power	Power	x1
Power	Power	AC 100~240V, 50/60Hz, 12V/3A
OS	OS	Windows 10
OS	OS	WHQL/CTS

Mini PC USB
Mini PC Android
Mini PC Android PC
Mini PC Wifi
wifi

Mini PC Windows 10



SSD

128GB

WIFI

2.4G+5G

DDR3L

8GB



CPU

i3-5005U

LAN


1000M

BT

4.0

5G WiFi | Fast transmission, stable signal, and wide coverage.





Intel® Broadwell-U i3-5005U

Intel High Performance Processor

Intel® Broadwell-U i3-5005U, a fast and environment friendly processor, it has a stable structure and good heat dissipation, which greatly ensures the service life of it, and makes your daily work and entertainment no pressure.





BT4.0

Low power consumption
High running speed
Fast connection and good stability

Multiple devices work with same BT; link stability brings you a good experience.



Headset



Speaker



Mouse



Tablet



Phone

Dual HDMI

Two HDMI, two screens, then you can work while playing.



USB 3.0+Type-C

Maximum transmission speed of 500m/s



Max  **500M/S**



Phone



Hard Drive



U disk



Mouse



Keyboard

Max SSD Supported up to 1T

Quick startup, fast loading, time saving, working efficiency improving and entertainment enjoying.



Human-friendly Cover Design

Pressing the cover switch to open the case, it is convenient to replace the hard disk.



① Press switch



② Open the top cover and replace the hard drive

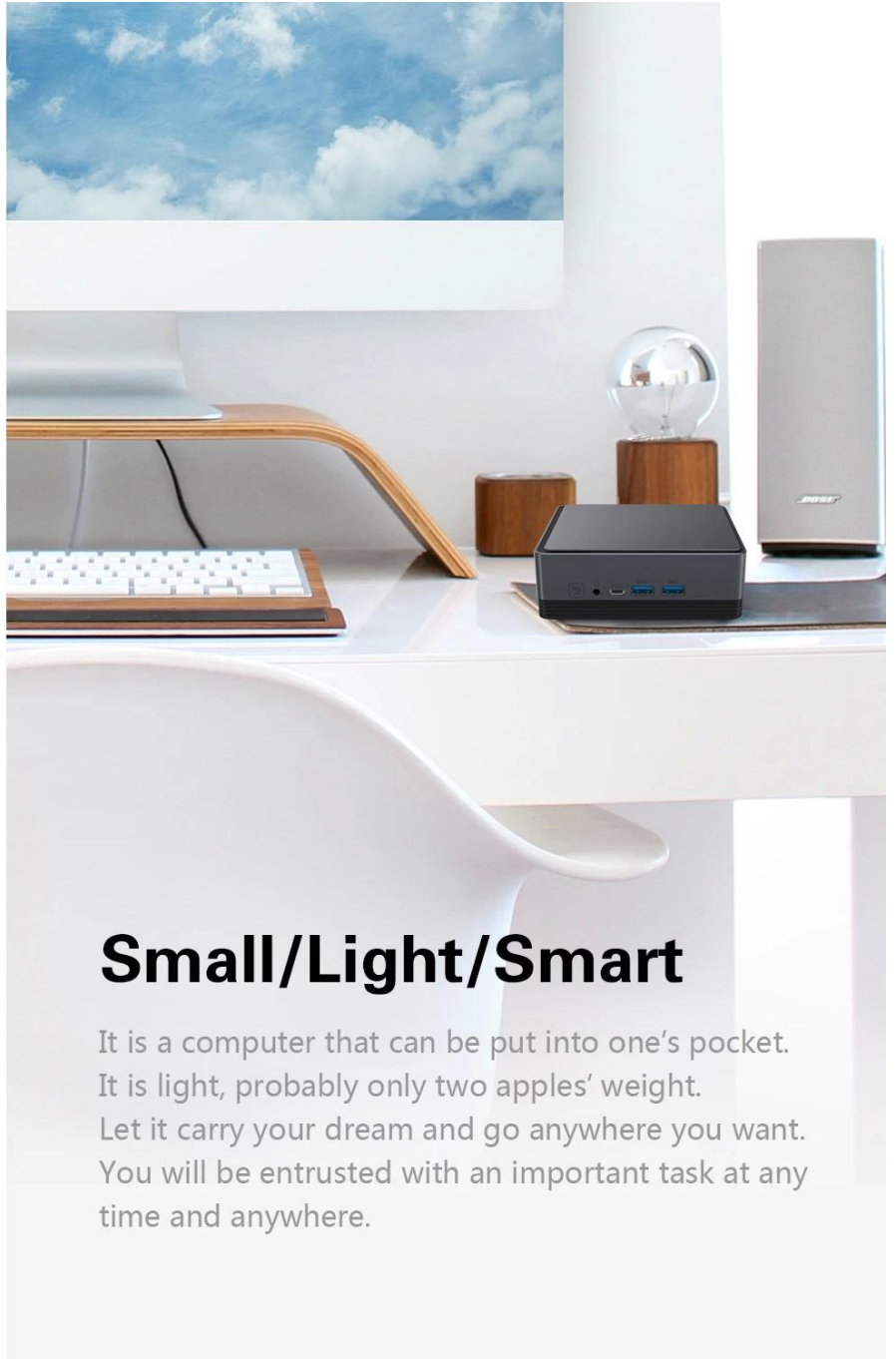


③ Replacement completed and close the lid

-
-
-



-
-
-

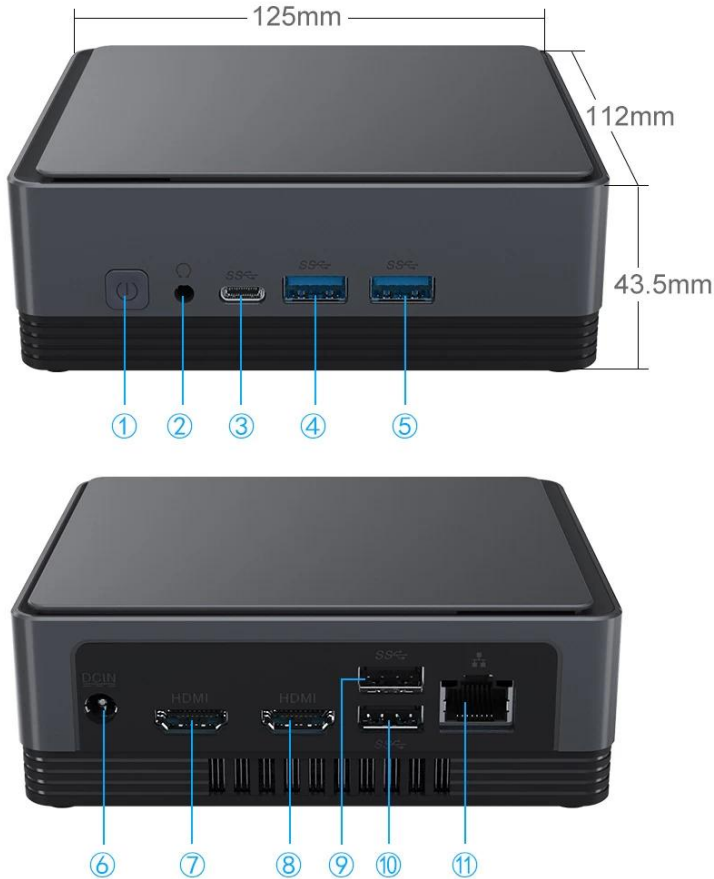


Small/Light/Smart

It is a computer that can be put into one's pocket.
It is light, probably only two apples' weight.
Let it carry your dream and go anywhere you want.
You will be entrusted with an important task at any
time and anywhere.

Various Interfaces

Various interfaces such as HDMI, LAN, USB, etc. can bring you a smart and colorful enjoyment.



- ① Switch button
- ② Audio Jack
- ③ Type-C
- ④ USB
- ⑤ USB
- ⑥ DC
- ⑦ HDMI
- ⑧ HDMI
- ⑨ USB
- ⑩ USB
- ⑪ LAN

size: 125×112×43.5mm

Intel Mini PC Windows 10 Nut G5

1. 如何安装 Windows 10 操作系统？
 2. 如何安装驱动程序？
 3. 如何安装常用软件？

1. 如何安装 Windows 10 操作系统：Nut G5 是一款基于 Intel 处理器的迷你 PC，其操作系统为 Windows 10。在安装前，请确保您的设备已连接到互联网，并且您拥有有效的 Windows 10 许可证。您可以通过以下步骤进行安装：
 1. 访问 Intel 官方网站，下载并安装 Windows 10 安装程序。
 2. 运行安装程序，按照提示进行安装。
 3. 安装完成后，重启设备并进入 Windows 10 桌面。
2. 如何安装驱动程序 **10**：Nut G5 配备了多种接口，需要安装相应的驱动程序。您可以通过以下步骤进行安装：
 1. 访问 Intel 官方网站，下载并安装驱动程序。
 2. 运行驱动程序安装程序，按照提示进行安装。
 3. 安装完成后，重启设备。

